

# Q.PEAK DUO-G5 315-330

## Q.ANTUM SOLAR MODULE

The new **Q.PEAK DUO-G5** solar module from Q CELLS impresses thanks to innovative **Q.ANTUM DUO** Technology, which enables particularly high performance on a small surface. Q.ANTUM's world-record-holding cell concept has now been combined with state-of-the-art circuitry half cells and a six-busbar design, thus achieving outstanding performance under real conditions — both with low-intensity solar radiation as well as on hot, clear summer days.



### Q.ANTUM TECHNOLOGY: LOW LEVELISED COST OF ELECTRICITY

Higher yield per surface area, lower BOS costs, higher power classes, and an efficiency rate of up to 19.9%.



### INNOVATIVE ALL-WEATHER TECHNOLOGY

Optimal yields, whatever the weather with excellent low-light and temperature behaviour.



### ENDURING HIGH PERFORMANCE

Long-term yield security with Anti LID Technology, Anti PID Technology<sup>1</sup>, Hot-Spot Protect and Traceable Quality Tra.Q™.



### EXTREME WEATHER RATING

High-tech aluminium alloy frame, certified for high snow (5400 Pa) and wind loads (4000 Pa).



### A RELIABLE INVESTMENT

Inclusive 12-year product warranty and 25-year linear performance warranty<sup>2</sup>.



### STATE OF THE ART MODULE TECHNOLOGY

Q.ANTUM DUO combines cutting edge cell separation and innovative wiring with Q.ANTUM Technology.



www.VDEinfo.com  
ID: 40032587



### THE IDEAL SOLUTION FOR:



Rooftop arrays on residential buildings



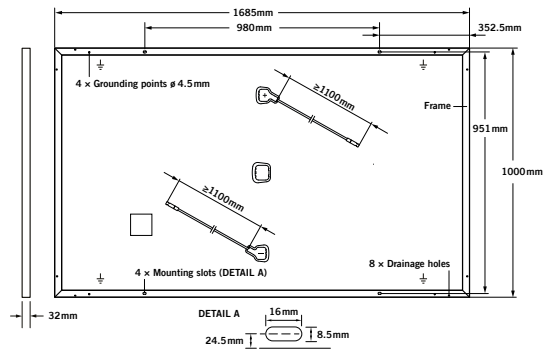
Rooftop arrays on commercial/industrial buildings

<sup>1</sup> APT test conditions according to IEC/TS 62804-1:2015, method B (–1500V, 168h)

<sup>2</sup> See data sheet on rear for further information.

## MECHANICAL SPECIFICATION

<b>Format</b>	1685mm × 1000mm × 32mm (including frame)
<b>Weight</b>	18.7 kg
<b>Front Cover</b>	3.2mm thermally pre-stressed glass with anti-reflection technology
<b>Back Cover</b>	Composite film
<b>Frame</b>	Black anodised aluminium
<b>Cell</b>	6 × 20 monocrystalline Q.ANTUM solar half cells
<b>Junction box</b>	70-85mm × 50-70mm × 13-21mm Protection class IP67, with bypass diodes
<b>Cable</b>	4mm <sup>2</sup> Solar cable; (+) 1100mm, (–) 1100mm
<b>Connector</b>	Multi-Contact, MC4, IP65 and IP68



## ELECTRICAL CHARACTERISTICS

POWER CLASS			315	320	325	330
MINIMUM PERFORMANCE AT STANDARD TEST CONDITIONS, STC <sup>1</sup> (POWER TOLERANCE +5W / –0W)						
Minimum	Power at MPP <sup>2</sup>	P <sub>MPP</sub> [W]	315	320	325	330
	Short Circuit Current*	I <sub>SC</sub> [A]	10.04	10.09	10.14	10.20
	Open Circuit Voltage*	V <sub>OC</sub> [V]	39.87	40.13	40.40	40.66
	Current at MPP*	I <sub>MPP</sub> [A]	9.55	9.60	9.66	9.71
	Voltage at MPP*	V <sub>MPP</sub> [V]	32.98	33.32	33.65	33.98
	Efficiency <sup>2</sup>	η [%]	≥ 18.7	≥ 19.0	≥ 19.3	≥ 19.6
MINIMUM PERFORMANCE AT NORMAL OPERATING CONDITIONS, NOC <sup>3</sup>						
Minimum	Power at MPP <sup>2</sup>	P <sub>MPP</sub> [W]	233.4	237.2	240.9	244.6
	Short Circuit Current*	I <sub>SC</sub> [A]	8.09	8.14	8.18	8.22
	Open Circuit Voltage*	V <sub>OC</sub> [V]	37.30	37.54	37.79	38.04
	Current at MPP*	I <sub>MPP</sub> [A]	7.51	7.56	7.60	7.64
	Voltage at MPP*	V <sub>MPP</sub> [V]	31.07	31.39	31.70	32.01

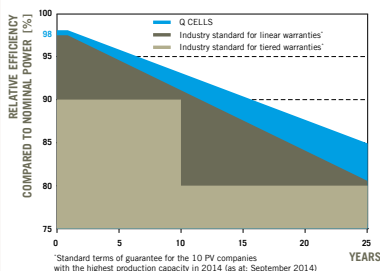
<sup>1</sup>1000W/m<sup>2</sup>, 25°C, spectrum AM 1.5G

<sup>2</sup>Measurement tolerances STC ±3%; NOC ±5%

<sup>3</sup>800W/m<sup>2</sup>, NOCT, spectrum AM 1.5G

\*typical values, actual values may differ

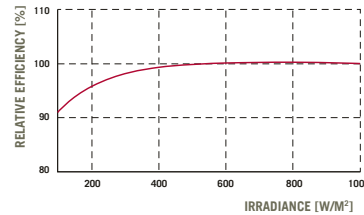
### Q CELLS PERFORMANCE WARRANTY



At least 98% of nominal power during first year. Thereafter max. 0.54% degradation per year. At least 93.1% of nominal power up to 10 years. At least 85% of nominal power up to 25 years.

All data within measurement tolerances. Full warranties in accordance with the warranty terms of the Q CELLS sales organisation of your respective country.

### PERFORMANCE AT LOW IRRADIANCE



Typical module performance under low irradiance conditions in comparison to STC conditions (25°C, 1000W/m<sup>2</sup>).

### TEMPERATURE COEFFICIENTS

Temperature Coefficient of I <sub>SC</sub>	α [%/K]	+0.04	Temperature Coefficient of V <sub>OC</sub>	β [%/K]	–0.28
Temperature Coefficient of P <sub>MPP</sub>	γ [%/K]	–0.37	Normal Operating Cell Temperature	NOCT [°C]	45

## PROPERTIES FOR SYSTEM DESIGN

Maximum System Voltage	V <sub>sys</sub> [V]	1000	Safety Class	II
Maximum Reverse Current	I <sub>R</sub> [A]	20	Fire Rating	C
Push/Pull Load (Test-load in accordance with IEC 61215)	[Pa]	5400/4000	Permitted Module Temperature On Continuous Duty	–40°C up to +85°C

## QUALIFICATIONS AND CERTIFICATES

VDE Quality Tested, IEC 61215 (Ed. 2); IEC 61730 (Ed. 1), Application class A  
This data sheet complies with DIN EN 50380.



## PARTNER

**NOTE:** Installation instructions must be followed. See the installation and operating manual or contact our technical service department for further information on approved installation and use of this product.

Hanwha Q CELLS GmbH

Sonnenallee 17-21, 06766 Bitterfeld-Wolfen, Germany | TEL +49 (0)3494 66 99-23444 | FAX +49 (0)3494 66 99-23000 | EMAIL sales@q-cells.com | WEB www.q-cells.com

Engineered in Germany

**Q CELLS**